

# The new telephone family for HiPath/Hicom systems

optiPoint 500 telephones are designed to provide rapid and easy access to the relevant HiPath™/Hicom® features.

The operating principle is characterized by three dialog keys which, in conjunction with the display, provides an interactive user prompting system.

The illuminated key concept is used to display activated functions.

The numerous control functions are divided into logically arranged submenus and can be viewed on the display. Features can also be selected directly by means of a code via the service key.

Important functions can individually assigned to a feature key.

The following telephones are available:

- optiPoint 500 entry,
- optiPoint 500 economy,
- optiPoint 500 basic,
- optiPoint 500 standard,
- optiPoint 500 advance.

A PC can be connected via the integrated USB 1.1 interface. CallBridge for Data turns your PC into a data communication interface. The CallBridge TU TAPI service provider allows you to set up telephone connections and run telephone applications on the PC.

An innovative adapter concept for telephones allows users to respond rapidly to specific workstation requirements. Additional devices (for example, fax devices, telephones, headsets) can be directly connected to the telephones by simply attaching or removing various adapters on the underside of the telephone.



optiPoint 500  
system telephones

**SIEMENS**

Global network of innovation

## Telephones

### optiPoint 500 entry

- 8 feature keys with LEDs
- Open listening
- 2 keys (plus, minus) for settings ringer volume, ringer pitch and alerting tone
- Suitable for wall-mounting
- Colors: arctic, manganese



optiPoint 500 entry, color arctic

### optiPoint 500 economy

- 12 feature keys with LEDs
- Open listening
- Alphanumeric LCD swivel display with 2 lines (24 characters per line)
- 3 dialog keys for easy menu navigation and selection:  
Yes, Back and Next keys
- 2 keys (plus, minus) for setting ringer volume, ringer pitch, alerting tone and display contrast
- Suitable for wall-mounting
- Colors: arctic, manganese



optiPoint 500 economy, color manganese

## optiPoint 500 basic

- 12 feature keys with LEDs
- Open listening
- Integrated USB 1.1 interface
- 1 adapter port
- 1 interface for max. 2 key modules:
  - optiPoint key module
  - optiPoint signature module
- Alphanumeric LCD swivel display with 2 lines (24 characters per line)
- 3 dialog keys for easy menu navigation and selection:  
Yes, Back and Next keys
- 2 keys (plus, minus) for setting ringer volume, ringer pitch, alerting tone and display contrast
- Suitable for wall-mounting
- Colors: arctic, manganese



## optiPoint 500 standard

- 12 feature keys with LEDs
- Full duplex handsfree talking with echo suppression to suit ambient conditions
- integrated USB 1.1 interface
- 1 adapter port
- 1 interface for max. 2 key modules:
  - optiPoint key module
  - optiPoint signature module
- Alphanumeric LCD swivel display with 2 lines (24 characters per line)
- 3 dialog keys for easy menu navigation and selection:  
Yes, Back and Next key
- 2 keys (plus, minus) for setting ringer volume, ringer pitch, handsfree talking quality, alerting tone and display quality
- Suitable for wall-mounting
- Colors: arctic, manganese



## optiPoint 500 advance

- 19 feature keys with LEDs
- Full duplex handsfree talking with echo suppression to suit ambient conditions
- Integrated USB 1.1 interface
- 2 adapter ports
- 1 headset port (121 TR9-5)
- 1 interface for max. 2 key modules:
  - optiPoint key module
  - optiPoint signature module
- Alphanumeric LCD swivel display with 2 lines (24 characters per line); additional background lighting that remains illuminated for approx. 5 s.
- 3 dialog keys for easy menu navigation and selection:  
Yes, Back and Next keys
- 2 keys (plus, minus) for setting ringer volume, ringer pitch, handsfree talking quality, alerting tone and display contrast
- Suitable for wall-mounting
- Colors: arctic, manganese



## Key modules

### optiPoint key module

Key module for optiPoint 500 basic, optiPoint 500 standard and optiPoint 500 advance.

This device allows you to program additional features and to store numbers.

16 feature keys that can be assigned any features and/or numbers (for repertory dialing). You can program up to 30 destinations with the Shift key.

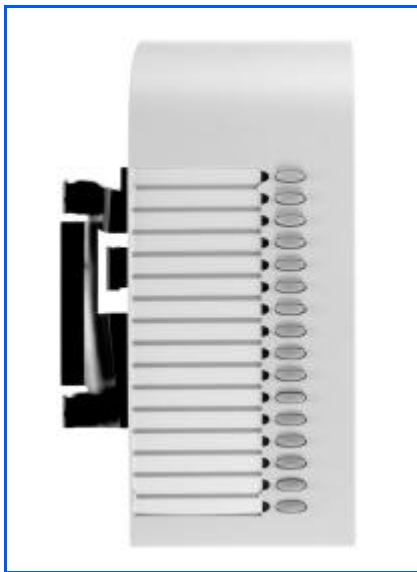
LEDs for optically signaling the activated functions and keys.

- Max. 2 key modules can be connected.

#### Technical data

Dimensions (H × W × D) in mm  
65 × 124 × 213

Colors: arctic, manganese



### optiPoint signature module (for HiPath 4000 only)

Chip card reader as a key module for optiPoint 500 basic, optiPoint 500 standard and optiPoint 500 advance.

The key module is a simple way of upgrading an existing telephone to chip card mode.

Colors: arctic, manganese



### optiPoint BLF


The device is similar in structure to the key module, but contains 90 LEDs and feature keys. It is designed for attendant consoles of the following systems:

- Hicom 150 E/150 H Office
- HiPath AllServe 150
- HiPath 3000

#### Technical data

Dimensions (H × W × D) in mm  
65 × 245 × 213

Colors: arctic, manganese



## Adapters

The innovative adapter concept provides flexibility in expanding telephone workstations at the optiPoint 500 basic, optiPoint 500 standard and optiPoint 500 advance system telephones by allowing individual add-on components to be plugged in or out.

**optiPoint acoustic adapter.** This adapter allows the following telephone accessories to be connected:

- "Active loudspeaker", desk microphone connected via a Y cable,
- corded headset (121 TR9-5) or cordless headset (121 TR 9-5\*) with the call acceptance/end call function of a mobile unit,
- busy display/door opener and
- secondary bell/visual paging with independent power supply via a floating contact.

**optiPoint analog adapter.** This adapter is used for connecting an analog terminal to the system telephone, for example, a telephone, G3 fax device, modem or cordless telephone. An additional power supply unit is required.

**optiPoint ISDN adapter.** This adapter allows you to connect standard ISDN S<sub>0</sub> terminals with an independent power supply, for example a PC with an S<sub>0</sub> card.

**optiPoint phone adapter.** This adapter allows you to connect a second U<sub>PO/E</sub> terminal with an independent power supply (client) for using the second B channel.

**optiPoint recorder adapter.** This adapter is used for connecting an external recorder or a second headset. The user must be informed that the call is being recorded.

#### Technical data

Dimensions (H × W × D) in mm  
29 × 60 × 143



## Accessories

### Wall bracket

Can be attached to all optiPoint 500 telephones, but not

- those with add-on devices
- those with USB 1.1 interface
- if the adapter is plugged in.

### Line cords

No line cords are supplied for connecting the optiPoint 500 telephones. The following cords are available:

- Mini-Western MW6/MW6
- MW/VDo4
- MW 6/MW 8

### Accessory cables


- USB 1.1 cable with a USB client elbow plug for PC connection (required for CallBridge TU and CallBridge for Data)
- Y cable for the "Active loudspeaker" and desk microphone

## Headsets

The headset replaces the telephone handset. This means that the user's hands are free when he or she is using the telephone. This supplementary equipment is particularly useful for frequent telephone users (operators, telesales personnel).

The following headsets can be connected to the optiPoint acoustic adapter and the optiPoint 500 advance telephone:

- Encore monaural
- Encore binaural
- Tristar
- Supra
- DuoSet
- Profile monaural
- Profile binaural



## Second headset

A second headset can be connected at the optiPoint recorder adapter.

## Desk microphone

The desk microphone replaces the microphone integrated in the telephone and allows the "Handsfree-talking" feature to be used to its optimum capacity if the acoustic quality is poor. This microphone also gives users a greater freedom of movement when using the telephone. An illuminated LED indicates that the microphone is activated after the microphone has been switched on using the loudspeaker key on the telephone. The microphone can be deactivated by manually pressing the mute key. The cancellation of the LED indicates that the microphone has been disconnected.

### Technical data

Dimensions (H x W x D) in mm  
25 x 68 x 77

Colors: arctic, manganese



## Online key labeling tool

This tool is used for the straightforward, convenient and neat labeling of keys on optiPoint 500 telephones when these telephones are put into service for the first time by the Siemens Service department or by company-specific system administrators. Label sheets for all telephones can be ordered in packets of fifty (contents: 10 sheets for optiPoint entry, 40 sheets for optiPoint basic/standard/advance). This tool is available on a worldwide basis via the Internet.

## Active loudspeaker

The additional "Active loudspeaker" supplements the loudspeaker integrated in the telephone, improves the acoustic quality and is best suited for teleconferences. This loudspeaker is also a popular accessory for individual offices of senior staff. A LED signals that the loudspeaker is operational after it has been connected to the power supply. The loudspeaker is activated using the loudspeaker key on the telephone. The volume controller on the front side is used to adjust the basic volume to the given room conditions. The loudspeaker key is used to control the volume during a call.

### Technical data

Dimensions (H x W x D) in mm  
160 x 100 x 95

Colors: arctic, manganese



## Technical data

optiPoint 500 telephones	entry	economy	basic	standard	advance
Feature keys with LED	8	12	12	12	19
12-key dialing keypad	•	•	•	•	•
2 keys (plus, minus)	•	•	•	•	•
Open listening	•	•	•	•	•
Full duplex handsfree talking				•	•
Adapter port			1	1	2
USB 1.1 interface			•	•	•
Headset port L(121 TR9-5)					•
3 dialog keys		•	•	•	•
Display (characters)		2 x 24	2 x 24	2 x 24	2 x 24
Background lighting for display					•
Interface for max. 2 key modules 2 key modules or 1 key module and 1 signature module			• •	• •	• •
Wall mounting	•	•	•	•	•
Dimensions in mm					
Width	159	214	214	214	214
Depth	220	220	220	220	220
Height	64	68	68	68	68

The optiPoint 500 telephones can be connected to the following systems:

- Hicom 150 E/150 H Office
- HiPath AllServe
- HiPath 3000
- Hicom 300 E/300 H
- HiPath 4000

## Telephones with the company logo

All optiPoint 500 telephones are also available without the Siemens logo. Company-specific logos can thus be subsequently applied.

# Our strengths - Your advantages

Siemens is known worldwide as a trailblazer in the advancement of information and communication technologies. No other company offers such a comprehensive and innovative product portfolio.

With the one-of-a-kind Siemens convergence architecture, HiPath, guide your customers to a secure and flexible migration into the world of innovative IP convergence solutions.

[www.hipath.com](http://www.hipath.com)

© Siemens AG 2002 • Information and Communication Networks • Hofmannstr. 51 • D-81359 München

**Reference No.: A31002-H8400-A100-5-7629**

The information provided in this document contains merely general descriptions or characteristics of performance which in case of actual use do not always apply as described or which may change as a result of further development of the products. An obligation to provide the respective characteristics shall only exist if expressly agreed in the terms of contract. Availability and technical specifications are subject to change without notice. Printed in Federal Republic of Germany